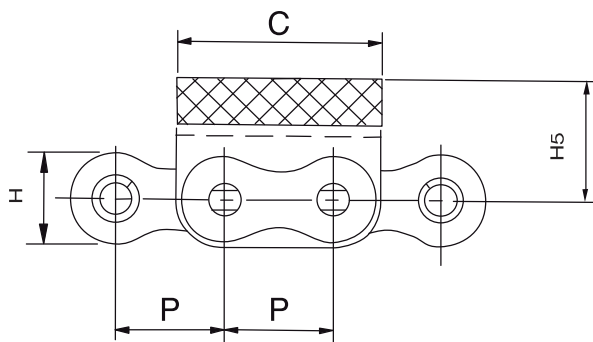

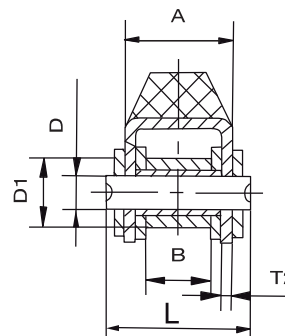


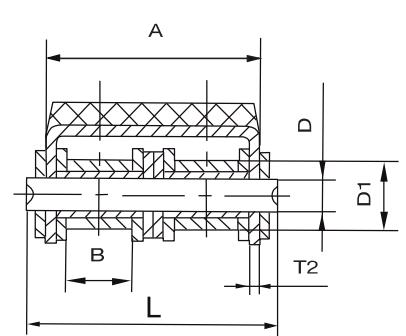
Roller chains with rubber blocks



G-1 Type

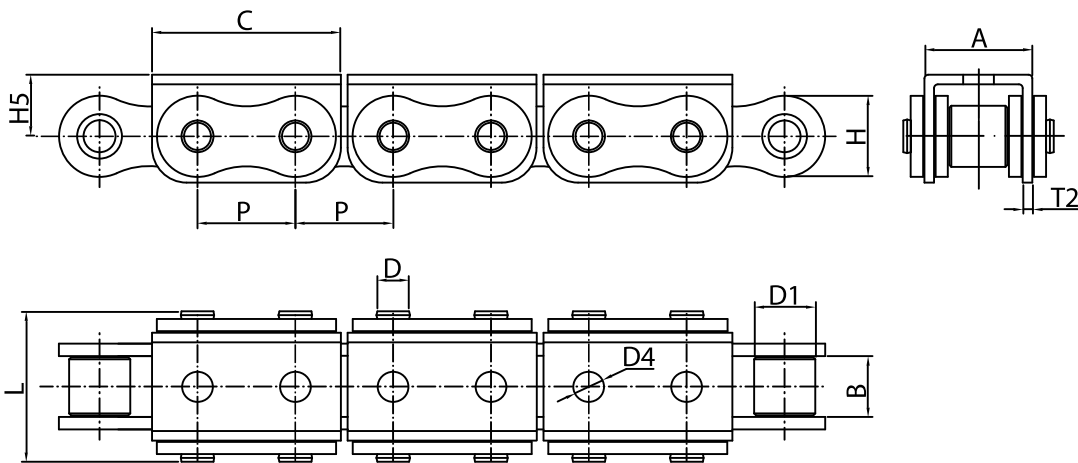


G-2 Type



| Reference | Pitch | Inner width | Roller diameter | Pin dimensions | | | Plate and rubber blocks dimensions | | | | Breaking load | Weight per meter |
|-----------|--------|-------------|-----------------|----------------|-------|-------|------------------------------------|------|------|------|---------------|------------------|
| DIN/ISO | P | B min | D1 max | D max | L max | H max | A | C | H5 | T2 | Q min | q |
| | mm | mm | mm | mm | mm | mm | mm | mm | mm | mm | KN | Kg/m |
| 08B-G1 | 12,70 | 7,75 | 8,51 | 4,45 | 20,0 | 11,8 | 14,6 | 24,2 | 12,3 | 1,60 | 18,0 | 1,19 |
| 08B-G2 | 12,70 | 7,75 | 8,51 | 4,45 | 34,3 | 11,8 | 28,4 | 24,2 | 12,3 | 1,50 | 32,0 | 2,07 |
| 10B-G1 | 15,875 | 9,65 | 10,16 | 5,08 | 23,2 | 14,7 | 16,8 | 30,0 | 17,0 | 1,70 | 22,4 | 1,62 |
| 10B-G2 | 15,875 | 9,65 | 10,16 | 5,08 | 39,7 | 14,7 | 33,3 | 30,0 | 17,0 | 1,70 | 44,5 | 2,56 |
| 12B-G1 | 19,05 | 11,68 | 12,07 | 5,72 | 25,7 | 16,0 | 19,6 | 36,0 | 21,0 | 1,85 | 29,0 | 2,01 |
| 12B-G2 | 19,05 | 11,68 | 12,07 | 5,72 | 45,3 | 16,0 | 39,1 | 36,0 | 16,0 | 1,85 | 57,8 | 3,21 |
| 16B-G1 | 25,40 | 17,02 | 15,88 | 8,28 | 39,7 | 21,0 | 29,1 | 49,0 | 21,4 | 1,60 | 58,0 | 3,83 |
| 16B-G2 | 25,40 | 17,02 | 15,88 | 8,28 | 71,58 | 21,0 | 61,0 | 49,0 | 21,4 | 1,60 | 116,0 | 7,32 |
| 16A-G1 | 25,40 | 15,75 | 15,88 | 7,92 | 37,2 | 24,0 | 27,5 | 46,0 | 20,0 | 2,42 | 42,0 | 3,97 |
| 20B-G1 | 31,75 | 19,56 | 19,05 | 10,19 | 48,0 | 26,4 | 36,0 | 57,0 | 27,0 | 3,50 | 85,0 | 6,19 |
| 24B-G1 | 38,10 | 25,40 | 25,40 | 14,63 | 61,6 | 33,2 | 47,0 | 72,6 | 34,0 | 4,50 | 160,0 | 11,25 |

Roller chains with “U” type attachments



| Reference | Pitch | Inner width | Roller diameter | Pin dimensions | | | Plate and “U” attachment dimensions | | | | | Breaking load | Weight per meter |
|-----------|--------|-------------|-----------------|----------------|-------|-------|-------------------------------------|-------|-------|-------|------|---------------|------------------|
| DIN/ISO | P | B min | D1 max | D max | L max | H | A | C | H5 | D4 | T2 | Q min | q |
| | mm | mm | mm | mm | mm | mm | mm | mm | mm | mm | mm | KN | Kg/m |
| 08B-U1 | 12,700 | 7,75 | 8,51 | 4,45 | 20,00 | 11,80 | 14,60 | 24,20 | 8,30 | 4,00 | 1,60 | 18,00 | 1,13 |
| 08B-U2 | 12,700 | 7,75 | 8,51 | 4,45 | 34,30 | 11,80 | 28,40 | 24,20 | 8,30 | 4,00 | 1,50 | 32,00 | 1,96 |
| 10B-U1 | 15,875 | 9,65 | 10,16 | 5,08 | 23,20 | 14,70 | 16,80 | 30,00 | 11,30 | 5,00 | 1,60 | 19,00 | 1,53 |
| 10B-U2 | 15,875 | 9,65 | 10,16 | 5,08 | 39,70 | 14,70 | 33,30 | 30,00 | 11,30 | 5,00 | 1,50 | 44,50 | 2,47 |
| 12B-U1 | 19,050 | 11,68 | 12,07 | 5,72 | 25,70 | 16,00 | 19,60 | 36,00 | 13,00 | 5,00 | 1,85 | 29,00 | 1,90 |
| 12B-U2 | 19,050 | 11,68 | 12,07 | 5,72 | 45,30 | 16,00 | 39,10 | 36,00 | 12,00 | 5,00 | 1,85 | 57,80 | 3,03 |
| 16A-U1 | 25,400 | 15,75 | 15,88 | 7,92 | 37,20 | 24,00 | 27,50 | 46,00 | 16,00 | 7,00 | 2,42 | 42,00 | 3,87 |
| 16B-U1 | 25,400 | 17,02 | 15,88 | 8,28 | 39,70 | 21,00 | 29,05 | 49,00 | 15,40 | 6,00 | 1,60 | 58,00 | 3,73 |
| 16B-U2 | 25,400 | 17,02 | 15,88 | 8,28 | 71,70 | 21,00 | 60,93 | 49,00 | 16,20 | 6,00 | 1,60 | 106,00 | 6,15 |
| 20B-U1 | 31,750 | 19,56 | 19,05 | 10,19 | 48,00 | 26,40 | 36,00 | 57,00 | 21,00 | 8,00 | 3,50 | 85,00 | 6,00 |
| 24B-U1 | 38,100 | 25,40 | 25,40 | 14,63 | 61,60 | 33,20 | 47,00 | 72,60 | 28,00 | 10,00 | 4,50 | 160,00 | 10,88 |